




COUNTY / MONTANA

2+3+sch assembly



Montana



County

Components - Fittings

A Left 5 x	B Right 5 x	C 4 x	D $\varnothing 16$ 10 x Felt	E $\varnothing 27$ 4 x Felt
F 4 x	G 1 x	H 1 x	I 3.5X30 40 x	

Important!
The legs must be checked after some time of using.
If is it necessary tightened / screwed again.

